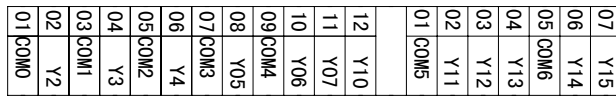


Y2 Y3做脉冲方向时，继电器输出那里请不要使用。



MM-24MR-4MT-500_FX_C接线图

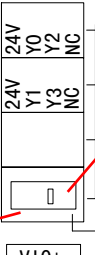
PLC运行开关

PLC下载口 USB COM1

触摸屏下载口

电池

触摸屏系统按键

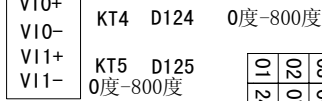


PLC下载

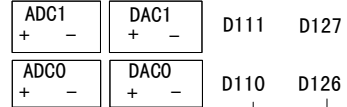
MM-24MR-4MT-500_FX_C

晶体管Y点内部已串1K电阻

模拟量通讯下载口切换开关



模拟量




直流24V电源输入

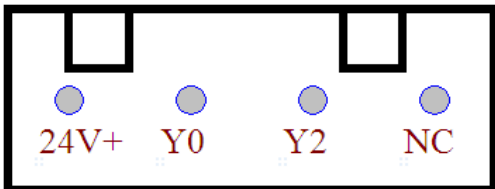
输入属于NPN型，不需要外接电源，直接短接COM和X点即可。

0_10V to 0_4095

0_10000 to 0_10V



YKHMI一体机_Fx



中间不用电阻

步进驱动器

