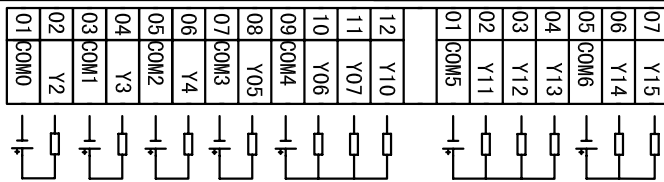
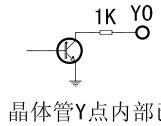
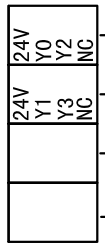


Y2 Y3做脉冲方向时，继电器输出那里请不要使用。



MM-24MR-4MT-500\_FX\_B接线图V2

PLC运行开关

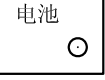


晶体管Y点内部已串1K电阻

插上USB线，模拟量通讯断开，PLC可以监控下载  
拔掉USB线，模拟量与PLC连接上

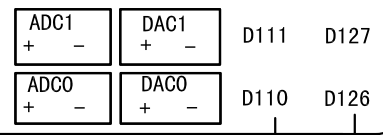
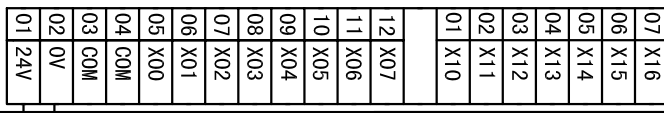
PLC下载口 USB COM1

触摸屏下载口



触摸屏系统按键

NTC B值34354 K ±1% R(25 °C)=10K ±1%  
RT4 D124 -50度-150度  
RT5 D125 -50度-150度

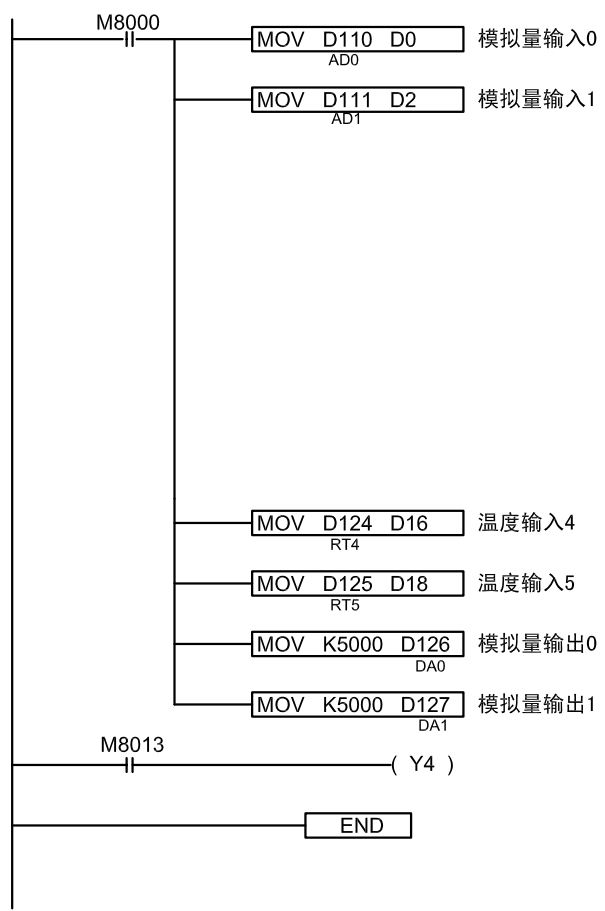


直流24V电源输入

输入属于NPN型，不需要外接电源，直接短接COM和X点即可。

I<sub>0-10V</sub> 对应 0\_4095

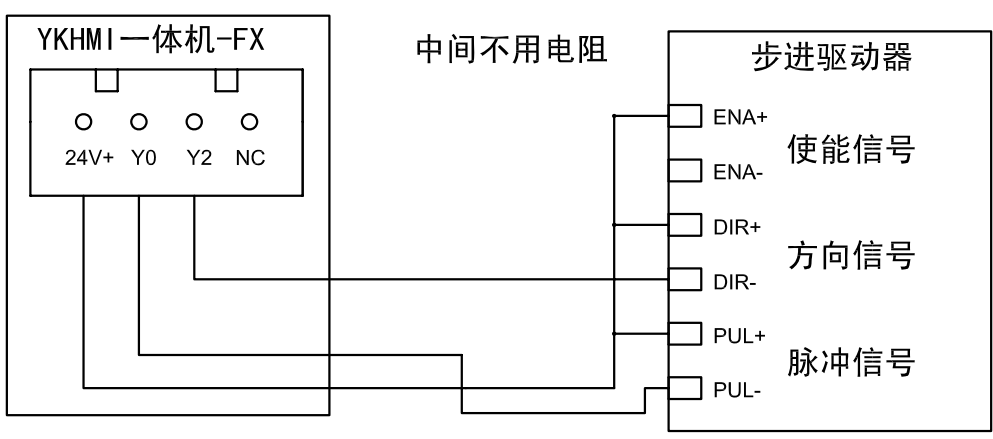
O<sub>0-10000</sub> 对应 0\_10V



### 模拟量值显示

- 1.在屏上做对应的D区的数值显示
- 2.PLC下载线从一体机上拔下

NTC B值34354 K ±1%  
R(25 °C)=10K ±1%



产品合格证

生产日期		检验结论	合格	检验员	
------	--	------	----	-----	--